

An open ended ultra-short term debt scheme investing in instruments such that Macaulay duration of the portfolio is between 3 months and 6 months. A moderate interest rate risk and moderate credit risk.



Fund Details

Investment Objective

The primary objective is to generate regular income through investments in debt and money market instruments. Income may be generated through the receipt of coupon payments or the purchase and sale of securities in the underlying portfolio. The scheme will under normal market conditions, invest its net assets in fixed income securities, money market instruments, cash and cash equivalents. The Scheme does not guarantee/indicate any returns. There is no assurance that the objective of the Scheme will be achieved.

Fund Manager

Mr. Kaustubh Gupta, Ms. Sunaina Da Cunha, Ms. Monika Gandhi & Mr. Dhaval Joshi

Date of Allotment

April 15, 2003

Benchmark

NIFTY Ultra Short Duration Debt Index A-I

Managing Fund Since

July 15, 2011, June 20, 2014, March 22, 2021 & November 21, 2022

Experience in Managing the Fund

13.0 years, 10.0 years, 3.3 years & 1.6 Years

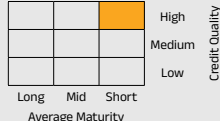
Fund Category

Ultra Short Duration Fund

Scheme Rating

[ICRA]A1+mfs/ Crisil AAAMfs

Investment Style



Load Structure (as % of NAV) (Incl. for SIP)

Entry Load	Nil
Exit Load	Nil

AUM

Monthly Average AUM	₹	13431.44	Crores
AUM as on last day	₹	13145.43	Crores

Total Expense Ratio (TER)

Regular	0.55%
Direct	0.34%

Including additional expenses and goods and service tax on management fees.

SIP

Monthly: Minimum ₹ 1,000/-



INVEST NOW

Other Parameters

Modified Duration	0.46 years
Average Maturity	0.52 years
Yield to Maturity	7.89%
Macaulay Duration	0.50 years

Application Amount for fresh subscription

₹ 1,000 (plus in multiples of ₹ 1)

Min. Addl. Investment

₹ 1,000 (plus in multiples of ₹ 1)

PORTFOLIO

Issuer	% to Net Assets	Rating
Fixed rates bonds - Corporate	38.55%	
Nirma Limited	3.80%	CRISIL AA
National Housing Bank	3.61%	CRISIL AAA
National Housing Bank	3.04%	CARE AAA
TATA Realty & Infrastructure Limited	2.74%	ICRA AA+
Bajaj Housing Finance Limited	2.28%	CRISIL AAA
Nirma Limited	1.90%	CRISIL AA
National Bank For Agriculture and Rural Development	1.86%	ICRA AAA
National Bank For Agriculture and Rural Development	1.54%	CRISIL AAA
National Bank For Agriculture and Rural Development	1.32%	ICRA AAA
Small Industries Development Bank of India	0.95%	ICRA AAA
Hinduja Housing Finance Ltd	0.94%	CARE AA
Mindspace Business Parks REIT	0.94%	CRISIL AAA
JM Financial Products Limited	0.94%	ICRA AA
National Bank For Agriculture and Rural Development	0.87%	CRISIL AAA
SMFG India Home Finance Company Limited	0.76%	CRISIL AAA
Tata Motors Finance Limited	0.75%	CRISIL AA+
Shriram Finance Ltd	0.61%	IND AA+
TATA Realty & Infrastructure Limited	0.57%	ICRA AA+
Small Industries Development Bank of India	0.57%	ICRA AAA
DLF Home Developers Ltd	0.57%	ICRA AA
National Bank For Agriculture and Rural Development	0.57%	ICRA AAA
REC Limited	0.52%	ICRA AAA
TATA Realty & Infrastructure Limited	0.49%	ICRA AA+
PNB Housing Finance Limited	0.38%	ICRA AA
Larsen & Toubro Limited	0.38%	CRISIL AAA
Bharti Telecom Limited	0.38%	CRISIL AA+
REC Limited	0.38%	CRISIL AAA
National Bank For Agriculture and Rural Development	0.38%	ICRA AAA
Can Fin Homes Limited	0.38%	ICRA AAA
Muthoot Finance Limited	0.38%	ICRA AA+
Can Fin Homes Limited	0.38%	IND AA+
JM Financial Credit Solutions Ltd	0.38%	ICRA AA
REC Limited	0.37%	ICRA AAA
Torrent Power Limited	0.34%	CRISIL AA+
National Bank For Agriculture and Rural Development	0.30%	CRISIL AAA
Small Industries Development Bank of India	0.23%	ICRA AAA
Bharti Telecom Limited	0.19%	CRISIL AA+
REC Limited	0.19%	ICRA AAA
Tata Power Company Limited	0.19%	CARE AA+

Issuer	% to Net Assets	Rating
Small Industries Development Bank of India	0.19%	CRISIL AAA
Power Finance Corporation Limited	0.19%	ICRA AAA
National Bank For Agriculture and Rural Development	0.15%	ICRA AAA
Pipeline Infrastructure Limited	0.11%	CRISIL AAA
Cholamandalam Investment and Finance Company Limited	0.11%	ICRA AA+
Power Finance Corporation Limited	0.11%	ICRA AAA
ICICI Home Finance Company Limited	0.08%	ICRA AAA
National Bank For Agriculture and Rural Development	0.08%	ICRA AAA
Cholamandalam Investment and Finance Company Limited	0.08%	ICRA AA+
Small Industries Development Bank of India	0.08%	CARE AAA
Money Market Instruments	31.52%	
DBS Bank Ltd/India	3.62%	IND A1+
Small Industries Development Bank of India	3.26%	CARE A1+
Axis Bank Limited	2.54%	CRISIL A1+
The Federal Bank Limited	1.84%	CRISIL A1+
The Federal Bank Limited	1.81%	CRISIL A1+
Tata Teleservices Limited	1.48%	CRISIL A1+
Tata Teleservices Maharashtra Limited	1.48%	CRISIL A1+
DBS Bank Ltd/India	1.47%	IND A1+
The Federal Bank Limited	1.11%	CRISIL A1+
The Federal Bank Limited	1.11%	CRISIL A1+
IndusInd Bank Limited	1.10%	CRISIL A1+
IndusInd Bank Limited	1.08%	CRISIL A1+
TATA Realty & Infrastructure Limited	0.89%	ICRA A1+
Brookfield India Real Estate Trust	0.75%	CRISIL A1+
HDFC Bank Limited	0.74%	IND A1+
Axis Bank Limited	0.73%	ICRA A1+
Export Import Bank of India	0.72%	ICRA A1+
ICICI Bank Limited	0.72%	ICRA A1+
AU Small Finance Bank Limited	0.72%	CARE A1+
Utkarsh Small Finance Bank Ltd	0.72%	ICRA A1+
Small Industries Development Bank of India	0.55%	CRISIL A1+
Canara Bank	0.55%	CRISIL A1+
Punjab National Bank	0.55%	IND A1+
Barclays Invest & Loans India Limited	0.37%	ICRA A1+
National Bank For Agriculture and Rural Development	0.36%	ICRA A1+
AU Small Finance Bank Limited	0.36%	CRISIL A1+
National Bank For Agriculture and Rural Development	0.36%	CRISIL A1+
IndusInd Bank Limited	0.36%	CRISIL A1+
Punjab National Bank	0.18%	ICRA A1+



An open ended ultra-short term debt scheme investing in instruments such that Macaulay duration of the portfolio is between 3 months and 6 months. A moderate interest rate risk and moderate credit risk.



Issuer	% to Net Assets	Rating
Floating rates notes - Corporate	15.04%	
HDFC Bank Limited	4.55%	ICRA AAA
Bharti Telecom Limited	2.47%	CRISIL AA+
Cholamandalam Investment and Finance Company Limited	1.90%	ICRA AA+
HDFC Bank Limited	1.86%	ICRA AAA
Bharti Telecom Limited	1.14%	CRISIL AA+
Cholamandalam Investment and Finance Company Limited	0.95%	ICRA AA+
Cholamandalam Investment and Finance Company Limited	0.76%	ICRA AA+
Shriram Housing Finance Ltd	0.47%	IND AA+
Shriram Finance Ltd	0.46%	CRISIL AA+
Tata Capital Limited	0.38%	ICRA AAA
Cholamandalam Investment and Finance Company Limited	0.11%	ICRA AA+
TREASURY BILLS	7.69%	
Government of India	1.89%	SOV
Government of India	1.85%	SOV
Government of India	1.25%	SOV
Government of India	0.94%	SOV
Government of India	0.88%	SOV
Government of India	0.76%	SOV
Government of India	0.11%	SOV
State Government bond	2.74%	
5.88% GUJARAT 31MAR25 SDL	1.13%	SOV
8.08% UTTAR PRADESH 25FEB25 SDL	0.57%	SOV
8.05% HARYANA 25FEB2025 SDL	0.27%	SOV
KARNATAKA 8.05% 25FEB25 SDL	0.27%	SOV
8.08% MADHYA PRADESH 11FEB2025 SDL	0.19%	SOV
6.69% MADHYA PRADESH 17MAR25 SDL	0.19%	SOV
TAMIL NADU 08.24% 09SEP25 SDL	0.04%	SOV
MAHARASHTRA 08.23% 09SEP25 SDL	0.04%	SOV
MAHARASHTRA 08.16% 23SEP25 SDL	0.04%	SOV
Cash Management Bills	1.47%	
Government of India	0.38%	SOV
Government of India	0.33%	SOV
Government of India	0.27%	SOV
Government of India	0.18%	SOV
Government of India	0.17%	SOV
Government of India	0.14%	SOV
Government of India	0.00%	SOV
Alternative Investment Funds (AIF)	0.29%	
Corporate Debt Market Development Fund	0.29%	

Issuer	% to Net Assets	Rating
Securitized Debt Amort	0.11%	
First Business Receivables Trust	0.11%	CRISIL AAA(SO)
Interest Rate Swaps	0.05%	
BNP Paribas - Indian branches	0.01%	
Standard Chartered Bank	0.01%	
DBS Bank Ltd/India	0.00%	
BNP Paribas - Indian branches	0.00%	
Clearing Corporation of India Limited	0.00%	
Clearing Corporation of India Limited	0.00%	
Clearing Corporation of India Limited	0.00%	
ICICI Securities Primary Dealership Limited	0.00%	
Clearing Corporation of India Limited	0.00%	
ICICI Securities Primary Dealership Limited	0.00%	
Clearing Corporation of India Limited	0.00%	
Standard Chartered Bank	0.00%	
ICICI Securities Primary Dealership Limited	0.00%	
DBS Bank Ltd/India	0.00%	
DBS Bank Ltd/India	0.00%	
BNP Paribas - Indian branches	0.00%	
BNP Paribas - Indian branches	0.00%	
Clearing Corporation of India Limited	0.00%	
Clearing Corporation of India Limited	0.00%	
Clearing Corporation of India Limited	0.00%	
Clearing Corporation of India Limited	0.00%	
Clearing Corporation of India Limited	0.00%	
Clearing Corporation of India Limited	0.00%	
HSBC Bank	0.00%	
Clearing Corporation of India Limited	0.00%	
Clearing Corporation of India Limited	0.00%	
Standard Chartered Bank	0.00%	
Standard Chartered Bank	0.00%	
Standard Chartered Bank	0.00%	
DBS Bank Ltd/India	0.00%	
Clearing Corporation of India Limited	0.00%	
Standard Chartered Bank	0.00%	
Standard Chartered Bank	0.00%	
Standard Chartered Bank	0.00%	
Standard Chartered Bank	0.00%	
Standard Chartered Bank	-0.00%	
Cash & Current Assets	2.54%	
Total Net Assets	100.00%	

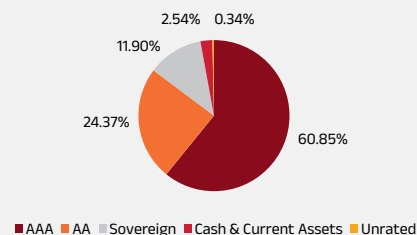
Investment Performance

NAV as on June 28, 2024: ₹ 507.6270

	Since Inception	5 Years	3 Years	1 Year
Inception - Apr 15, 2003				
Aditya Birla Sun Life Savings Fund	7.41%	6.17%	5.93%	7.43%
Value of Std Investment of ₹ 10,000	45538	13492	11884	10741
Benchmark - NIFTY Ultra Short Duration Debt Index A-I	7.40%	5.77%	6.00%	7.54%
Value of Std Investment of ₹ 10,000	45445	13243	11908	10751
Additional Benchmark - CRISIL 1 Year T-Bill Index	5.92%	5.55%	5.50%	7.13%
Value of Std Investment of ₹ 10,000	33903	13105	11741	10711

Past performance may or may not be sustained in future. The above performance is of Regular Plan - Growth Option. Kindly note that different plans have different expense structure. Load and Taxes are not considered for computation of returns. When scheme/additional benchmark returns are not available, they have not been shown. Total Schemes Co-Managed by Fund Managers is 1. Total Schemes managed by Mr. Kaustubh Gupta is 10. Total Schemes managed by Ms. Sunaina Da Cunha is 5. Total Schemes managed by Ms. Monika Gandhi is 1. Total Schemes managed by Mr. Dhaval Joshi is 51. Note: The exit load (if any) rate levied at the time of redemption/switch-out of units will be the rate prevailing at the time of allotment of the corresponding units. Customers may request for a separate Exit Load Applicability Report by calling our toll free numbers 1800-270-7000 or from any of our Investor Service Centers.

Rating Profile of Portfolio



NAV of Plans / Options (₹)

	Regular Plan	Retail Plan [®]	Direct Plan
Growth	507.6270	491.2222	515.6106
Daily IDCW[§]:	100.2594	100.2679	100.2586
Weekly IDCW[§]:	100.4447	100.4451	100.4730


[§]Income Distribution cum capital withdrawal

@Retail Plan has been discontinued and does not accept fresh subscriptions/Switch in.

Product Labeling Disclosures

Aditya Birla Sun Life Savings Fund
(An open ended ultra-short term debt scheme investing in instruments such that Macaulay duration of the portfolio is between 3 months and 6 months. A moderate interest rate risk and moderate credit risk.)

- reasonable returns with convenience of liquidity over short term
- investments in debt and money market instruments.



*Investors should consult their financial advisors if in doubt whether the product is suitable for them.

Potential Risk Class Matrix

Credit Risk →	Relatively Low (Class A)	Moderate(Class B)	Relatively High (Class C)
Interest Rate Risk ↓			
Relatively Low (Class I)			
Moderate (Class II)		B-II	
Relatively High (Class III)			